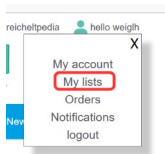




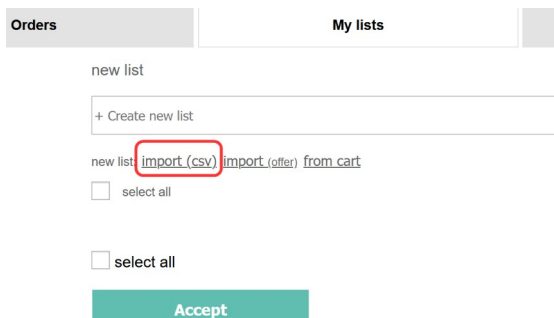
## How to order from [www.reichelt.de](http://www.reichelt.de) by using the components database

first export the csv file(s) from my database (bauteile.exe – see helpfile)

goto 'My lists'



click import(csv)



Then select file (you must import the two csv-files separate)

give your list a name

then it takes a while

then the components are shown on screen. Scroll this list down and click import:



It takes again a while

then a list with pictures comes:

The screenshot shows a list of three electronic components. Each item has a checkbox, a small image, a description, a price, and a quantity control. The first item is a female multipoint connector for 0,10 € (0,10 €). The second is a multipoint plug for 8,50 €. The third is a 2x 10-pin header for 0,25 €. Each item also has an 'Own article number' field with a 'max. 20 characters' limit. At the bottom left, there is a 'select all' checkbox and a green 'Accept' button.

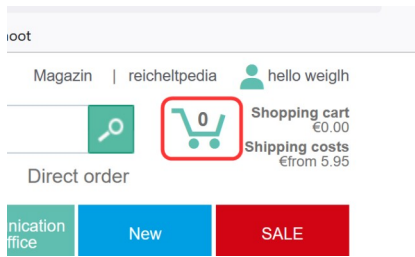
scroll down and click Accept

The list is now imported:

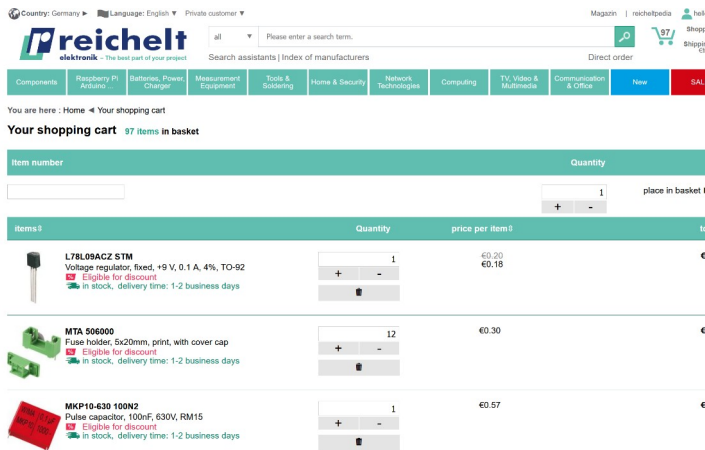
mark the list and click the Button for add to cart:

The screenshot shows a list management interface. At the top, there is a '+ Create new list' input field and a green 'Create' button. Below this, there are links for 'new list: import (csv)', 'import (offer)', and 'from cart'. A 'select all' checkbox is present. On the right, it says 'Selected lists: delete add to cart'. The main list entry is 'roetest1', which is highlighted with a red box. It has a 'public (items 98)' status, a trash icon, and a 'Go to List' button with a right arrow, also highlighted with a red box. Below the list entry, there is another 'select all' checkbox and a green 'Accept' button.

The basket is still showing 0 entries. This is a bug of the reichelt website:



If you click to the basket, then the part are shown correct in the basket:



before ordering also import the second csv-file.

After then, scroll the basket down and click checkout ..

best regards

Helmut